

Nintendo

GAME BOY **color**

DMG-BN2E-USA

# HARVEST MOON<sup>®</sup> 2

GBC




INSTRUCTION BOOKLET

Serious Fun<sup>™</sup>

**NATSUME**<sup>®</sup>

**WARNING: PLEASE CAREFULLY READ THE CONSUMER INFORMATION AND PRECAUTIONS BOOKLET INCLUDED WITH THIS PRODUCT BEFORE USING YOUR NINTENDO® HARDWARE SYSTEM, GAME PAK OR ACCESSORY. THIS BOOKLET CONTAINS IMPORTANT SAFETY INFORMATION.**



EVERYONE  
NO DESCRIPTOR

This product has been rated by the Entertainment Software Rating Board. For information about the ESRB rating, or to comment about the appropriateness of the rating, please contact the ESRB at 1-800-771-3772.

*Serious Fun™*



Harvest Moon and Natsume are registered trademarks of Natsume Inc. Serious Fun is a trademark of Natsume Inc. ©2000 Natsume Inc. ©2000 Victor Interactive Software All Rights Reserved



THIS OFFICIAL SEAL IS YOUR ASSURANCE THAT NINTENDO HAS APPROVED THE QUALITY OF THIS PRODUCT. ALWAYS LOOK FOR THIS SEAL WHEN BUYING GAMES AND ACCESSORIES TO ENSURE COMPLETE COMPATIBILITY. LICENSED BY SALE FOR USE ONLY WITH OTHER AUTHORIZED PRODUCTS BEARING THE OFFICIAL NINTENDO SEAL OF QUALITY

LICENSED BY



NINTENDO, GAME BOY, GAME BOY COLOR AND THE OFFICIAL SEAL ARE TRADEMARKS OF NINTENDO OF AMERICA INC.  
© 1989, 1998 NINTENDO OF AMERICA INC.

**THIS GAME PAK WILL WORK WITH BOTH THE GAME BOY® COLOR (DISPLAYING UP TO 56 COLORS) AND WITH THE GAME BOY / GAME BOY POCKET SYSTEMS (DISPLAYING 4 SHADES OF GRAY).**

# HARVEST MOON<sup>2</sup>



INTRODUCTION .....	1	RAISING ANIMALS .....	13
CONTROL FUNCTIONS .....	2	MAKING MONEY .....	18
STARTING OUT .....	3	STAMINA LIMITS .....	19
HOW TO PLAY .....	5	ANNUAL EVENTS .....	21
YOUR FARM (MAP) .....	7	ITEM LIST .....	23
YOUR TOWN (MAP) .....	9	EXCHANGE DATA .....	27
GROWING VEGETABLES .....	11	HINTS & TIPS .....	28

## **ROLL UP YOUR SLEEVES AND DIG IN!**

THE MAYOR HAS GIVEN YOU THREE YEARS TO TURN AROUND A DECREPIT FARM ON THE OUTSKIRTS OF YOUR VILLAGE. CONSIDERING THE AMOUNT OF WORK AND THE FACT THAT YOU'RE THE ONLY ONE WHO CAN DO IT, THIS IS NEARLY AN INSURMOUNTABLE TASK. YOU'LL NEED PLENTY OF DETERMINATION AND HARD WORK TO GROW CROPS, RAISE LIVESTOCK AND RECLAIM THE LAND FROM THE WILDERNESS. YOU MIGHT BE ABLE TO COUNT ON A LITTLE HELP FROM YOUR NEIGHBORS, PROVIDED THAT YOU'RE AROUND TO GIVE HELP WHEN THEY NEED IT. DO YOU BELIEVE IN YOURSELF? DO YOU HAVE WHAT IT TAKES?



# CONTROL FUNCTIONS



## CONTROL PAD

Press the Control Pad to control the direction that you face. Holding the Control Pad will make your character walk.

## B BUTTON

Hold the B Button to run instead of walking. Also cancels any action on a menu screen.

## A BUTTON

Activates the tool you have selected or harvests ripe produce if you're empty handed. Throws any produce that you are carrying in your hands.

## START

Press the Start Button to scroll through the four selected tools that you can carry while working.

## SELECT

Pauses the game and activates the game information menu. Press it again to see a second menu.



# BREAKING GROUND

TO START A NEW GAME, TURN ON YOUR GAME BOY COLOR AND SELECT "START" ON THE TITLE SCREEN. THE GAME WILL ASK YOU THE QUESTIONS OUTLINED BELOW. ALSO, BEFORE YOU CAN START WORKING AT YOUR FARM YOU'LL NEED TO WALK AROUND TOWN TO EVERY INHABITANT.

## BOY OR GIRL?

You can choose to be a boy or a girl farmer. Aside from appearance, there are no differences in abilities, so pick the character that you want to play the most.



## ENTER YOUR NAME

Depending on whether you've selected a boy or a girl, you'll need to decide on a good name. The name that you choose cannot be more than four letters long.





# HOW TO PLAY

IN ORDER TO SAVE YOUR FARM, YOU'LL NEED TO EARN MONEY BY SELLING THE PRODUCE FROM THE CROPS THAT YOU PLANT AND THE ANIMALS THAT YOU RAISE. THE WORKLOAD IS STAGGERING, BUT WE HAVE A FEW HELPFUL TIPS THAT WILL EASILY GET YOU STARTED:

## CLEAR YOUR FARM



Use the Ax and the Hammer to break up the stumps and rocks in the fields around your house.

## SOW SEEDS



Clear the area around the shipping bin, then till the ground with the Hoe and plant crops.

## SELL YOUR CROP



Water your crops until they grow to full size. Harvest the produce and put it inside the bin.





### **COWS**

A happy cow gives more milk than a sad one. Keep your cows happy by talking to them and brushing them every day.



### **CHICKENS**

Chickens require the least amount of care and attention--all you do is feed them--but eggs don't offer the same high profit found in milk or wool.



### **SHEEP**

You can raise sheep after you build a sheep pen. Sheep are expensive and require lots of work, but the profit from selling the wool is worth it.

### **THREE YEARS LATER...**



After three years, the mayor will tell you if your farm is valuable enough to remain intact. The key to your success is lots of hard work--even on holidays!

# YOUR FARM

IT DOESN'T LOOK LIKE MUCH AT FIRST, BUT WITH A LOT OF HARD WORK AND A LITTLE VISION, YOU CAN TURN THIS LITTLE FARM INTO A SUCCESSFUL AND PROFITABLE BUSINESS.

## 1 HOUSE

Your house is small and a tad bit cramped, but you can hire the local carpenter to remodel and add the very latest in home improvements.

## 2 COW BARN

Keep your cows inside the barn during cold or stormy conditions. Sheltering your cattle inside the barn will prevent them from getting sick.



### **3 CHICKEN COOP**

If you remember to feed them on a regular basis, you'll find that chickens are much easier to care for than a flock of sheep or a herd of cows.

### **4 SHEEP PEN**

A sheep pen costs 70,000G and 800 wood to build. Considering the cash return you'll receive after you start selling wool, it's worth every penny.

### **5 HOTHOUSE**

A hothouse costs 50,000G and 600 wood to build, but you can grow plenty of flowers and herbs inside it no matter how low the mercury drops outside.

### **6 PASTURE**

The pastures behind your barn and chicken coop are the right size for growing extra grass for your cows and chickens. Your cows like to wander here.

### **7 FIELD**

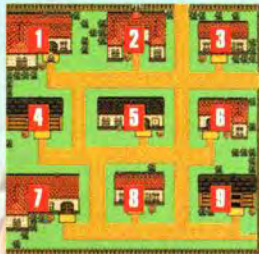
This lower field has the space you need for growing fruits and vegetables. Plant grass along the right fence until you have a horse and Saddlebags.

### **8 FISHING**

While it might seem more like play than work, fishing is an excellent means of adding to your daily income. The trick is knowing how to set a hook.

# YOUR TOWN

THIS NEARBY TOWN HAS THE SUPPLIES YOU NEED. UNLIKE A BIG CITY, THE FOLKS IN THIS QUAIN T BURG PREFER TO CLOSE THEIR SHOPS AND GO HOME AT 6 P.M.



## 1 MAYOR'S HOUSE

The mayor isn't a bad guy--he's just looking after the best economic interests for the village. Check your progress with him on a regular basis.

## 2 CHURCH

Church is the place to meditate on your farming fortunes and misfortunes. Rumor has it that new pastor should be arriving at the village any day...

## 3 SEED SHOP

The seed shop sells seasonal produce, grass, flower and herbs seeds. Even the fisherman in Legend of the River King 2 prefer to shop here!

### NOTE:

In the Village Square you will find a bulletin board with announcements of upcoming events. Make sure you check it often!



#### **4 CARPENTER**

Whether you need a bridge, a sheep pen, a hothouse, or complete remodel, the village carpenter is always ready with a helpful estimate.

#### **5 HOSPITAL**

The village doctor is always seeing new patients at the hospital. Take care of yourself and you won't have to worry about dropping in for a visit.

#### **6 TOOL SHOP**

It seems like there's always a new gadget or gizmo in stock at the tool shop. Stop in frequently so you can catch up on the latest in farm tools.

#### **7 LIBRARY**

Stop in at the library to trade with the fisherman in the Legend of the River King 2. You can also read up on the fish, bugs, and flowers you've found.

#### **8 RESTAURANT**

You can't pass up on the delicious home-style cooking at the restaurant. Shop here when you need to replenish your pantry supplies at home.

#### **9 LIVESTOCK**

You can buy or sell cows, sheep, and chickens at the livestock shop. You'll also find a wide selection of animal medicine and feed here.

# GROWING VEGETABLES

## PLANT SEEDS



One sack of seeds will cover a 3x3 square area of tilled earth. It's important to remember that seeds will not take root in any untilled square.

## WATER SEEDS



After the seeds are planted, you'll need to water them with a Watering Can or a Sprinkler. You don't need to water the seeds if it is raining.

## PICK PLANTS



Harvest your plants with your bare hands when they are ripe and carry your load to the shipping bin. Never harvest your crops with your sickle.



SOME PLANTS GROW FRUIT THROUGHOUT THE SEASON, WHILE OTHERS ARE ONLY GOOD FOR ONE PICKING. PLAN YOUR GARDEN ACCORDINGLY FOR A BUMPER CROP.

### NON-RENEWABLE CROPS



### RENEWABLE CROPS



Renewable crops will grow more produce throughout the season--if you remember to water them on a regular basis.



### GARDEN DESIGN

Till your garden plots in shapes that allow you to reach all of your plants while watering or harvesting. The most practical garden plot is this modified "U" design, but try your own green thumb and experiment with other shapes.

# RAISING ANIMALS

RAISING ANIMALS ON YOUR FARM REQUIRES PLENTY OF WORK, BUT THE WORK ISN'T AS HARD AS GROWING AND HARVESTING CROPS. GENERALLY, THE MORE TIME YOU SPEND TAKING CARE OF YOUR COWS AND SHEEP, THE MORE MONEY YOU'LL EARN BECAUSE OF YOUR LABOR.



## **BE SURE TO GROW GRASS FIRST!**

The livestock store won't sell you chickens, cows or sheep until you plant and harvest enough grass. You can check fodder count on the sign in front of the silo.

## **STORE EXTRA GRASS AS FODDER**


Grass won't grow in winter, so it's important to stock up on extra feed during the spring, summer and fall. To store the grass, simply cut it down with your sickle.



## RAISING COWS

You can purchase cows at the livestock store for 5000G. Once you own one, you can raise a calf if you use the Cow Miracle Potion, but you won't be able to milk a cow while she is expecting.

## THREE STAGES OF GROWTH



Cows look different depending on their age. Calves won't produce milk, Young cows will make milk, but not in large quantities. Big Cows are best--especially if they're happy!



### CONTENTED COWS ARE CASH COWS

Brush, feed, and talk to your cows daily to keep them happy. The happier they are, the more milk they'll make.



## RAISING CHICKENS

At 1000G each, chickens are affordable and usually the first to arrive on the farm. With one chicken, you can raise a flock by incubating eggs. Chickens require very little care aside from regular feeding.



### HATCHING AND SELLING EGGS

You can hatch or sell eggs. A chicken will eat just as much as a cow, so it might be a wise idea to curb hatching in the winter.

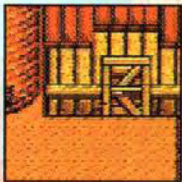


## RAISING SHEEP

Don't worry about adding a sheep pen until you reach your second year. The 70,000G and 800 wood is a steep price to pay, but the combined return from cow's milk and sheep's wool will justify your investment.

## BUILD A SHEEP PEN

If you can afford a sheep pen, talk to the carpenter in town. Unlike the bridge or your house, building the pen requires more construction time, so relax while you wait-the real work begins once the pen is complete.



Once the pen is built, you'll see it just to the right of the chicken coop. It even has a pasture in back!



## GOOD WOOL

Your sheep will grow lots of fluffy wool if you remember to feed them every day. Consider shampooing them too!



# GONE FISHING!

BUY THE FISHING ROD AT THE TOOL SHOP AND YOU'LL BE ABLE TO FISH IN THE POND NEXT TO YOUR FIELD. FISHING IS USUALLY MORE PROFITABLE THAN GATHERING BERRIES, BUT YOU WON'T CATCH ANYTHING UNLESS YOU CAN SET A HOOK.



## DROP A LINE AND SET THE HOOK

The trick to catching fish is to press the A Button as your rod dips toward the water. If you set the hook perfectly, you'll find something at the end of your line.

## RAISE YOUR OWN FISH

If you're into catch and release, you can raise your own fish by dropping them in the small pool at the top of the screen. A nearby sign posts your total catches.



# MAKING MONEY

THE MOST IMPORTANT TASK BETWEEN DAWN AND 5 PM IS TO COLLECT AND DEPOSIT AS MANY EGGS, MILK, CHEESE, BUTTER, HERBS, VEGETABLES, FISH, BERRIES AND MUSHROOMS AS POSSIBLE IN THE SHIPPING BIN BEFORE THE BUYER ARRIVES.



Dairy products like milk and eggs can be collected year round. Growing seasonal fruits and vegetables limits you to harvesting at specific times during the year.

## AFTER FIVE O' CLOCK

Stop picking your crops the moment the buyer arrives because he only wants fresh produce. Any produce left in the shipping box overnight will spoil.



## PUSHING THE STAMINA LIMITS

THERE'S ONLY SO MUCH YOU CAN DO IN ONE DAY BEFORE YOU'RE PLUMB-TUCKERED OUT. YOUR CHARACTER WILL GIVE YOU A FEW HINTS BEFORE HE OR SHE FAINTS, SO IT'S IMPORTANT TO PAY ATTENTION TO THE WARNING SIGNS OUTLINED NEXT TO THE PICTURES BELOW.



All work and no play makes for a tuckered out farmer. To increase your stamina, try filling up the hidden power berries in your fields.



Brow wiping is the first sign that your farmer is tired. Eating will restore some energy.



If your farmer stops to catch his breath, he's almost done. Try a trip to the hot springs.



You have enough energy for five or six tasks if your farmer accidentally stumbles.



You're done for the day if your farmer collapses. Go to bed or to the hot springs.



### **GET SOME SHUT EYE**

Morning comes early, so make sure that you get rest. You'll automatically go to bed at midnight if you stay up late. It's a good idea to get extra rest after working on a rainy or snowy day.



### **HOT SPRINGS**

Jumping into the mountain hot springs will replenish a small portion of your stamina. Of course, there's nothing to stop you from jumping in it repeatedly until you're up to full strength!

# ANNUAL EVENTS

THE NEARBY VILLAGERS MARK THE PASSAGE OF THE YEAR WITH LOCAL HOLIDAYS AND FESTIVALS. WHILE YOU'RE NOT OBLIGATED TO ATTEND THE CEREMONIES, THESE EVENTS WILL PROVIDE YOU WITH AN EXCELLENT OPPORTUNITY TO LEARN MORE ABOUT YOUR NEIGHBORS AND THEIR GOALS AND ASPIRATIONS.

## SPRING

1 New Year's Festival  
25 Flower Viewing

## SUMMER

Star Festival

## FALL

Harvest Festival

## WINTER

14 The Thanksgiving Festival  
25 The Star Night Festival





### SEASONAL STORMS

There's nothing you can do to prevent seasonal storms, but you can prepare yourself by watching television weather forecasts. Be sure to harvest the ripe crops in the fields before the storm hits.



### CHERRY CUP RACES

You'll need a horse to participate in the Cherry Cup Races, so don't worry about racing until your second year on the farm. It's a full day of racing; so don't count on selling your produce.

# IMPORTANT ITEMS



## GARDEN HOE

One quick swing of the Garden Hoe creates a tilled square of land for crops or grass.



## SICKLE

Use the Sickle to cut grass or weeds in your field. You can't cut the grass until it grows high enough to harvest.



## AX

Use the Ax to chop up the stumps on your property and in the mountains. It takes six swings to break up a stump.



## HAMMER

With a swing of your Hammer, you can crush a small stone. Of course, it takes six mighty swings to break big boulders.



## WATER CAN

Use the Watering Can to water the crops in your field. Refill it at the river if it runs out of water.



## SPRINKLER

The Sprinkler saves you more time and energy than the Watering Can. Look for it around the 20th day of Year 1 Spring.



## FISHING ROD

Catch fish with the Fishing Rod in the small lake to the left of your crop field. It's fun—provided that you have time.



## SCISSORS

Use the Scissors to trim the flowers and herbs growing in your hothouse. The Sickle just can't cut it here.



### **NET**

Use the Net to catch bugs in the mountains. Pictures of the bugs that you catch are added to a bug book in the library.



### **BRUSH**

A contented cow produces a lot of milk. One of the best ways to make your cow happy is to brush her every day.



### **MILK MACHINE**

You can't milk mature cows unless you have a Milk Machine. You'll find it on sale at the tool shop in town.



### **SHEEP CLIPPERS**

You'll need a pair of sturdy clippers to shear sheep wool. You'll find this practical item on sale in the tool shop.



### **SHEEP SHAMPOO**

Keep that fleece looking fine and lustrous with Sheep Shampoo, available only at your local livestock store.



### **CHEESE MAKER**

You won't find this marvel until the spring of your second year, but it really helps maximize your milk profit.



### **BUTTER MAKER**

Like the Cheese Maker, you won't find this until after your first year, but it's a wise (but expensive!) investment.



### **FLOWER POT**

You'll need Flower Pots to grow flowers and herbs. You won't find this item until you build your hothouse.



### **COW MEDICINE**

Cows can get sick if you leave them outside in the rain or snow. Use Cow Medicine to make them feel better.



### **C. M. POTION**

Cows are happier if they raise their own calf. Buy Cow Miracle Potion only if you have a mature cow.



### **SHEEP MEDICINE**

Despite their warm fleece, sheep will get sick if they are left out in the rain or snow. This will make them feel better.



### **SHEEP FEED**

Keep some Sheep Feed in your shed as an emergency backup in case you run out of fodder. This is very valuable in winter.



### **CHICKEN FEED**

Chicken Feed is an excellent backup when you're short on fodder. Always keep some on hand for emergencies.



### **COW FEED**

Use this in emergencies if you run out of fodder. Using fodder is better, but this will work in a pinch.



### **COW BELL**

Use the Cow Bell to call your stock back to the barn. You earn it when you buy your first cow.



### **CHICKEN WHISTLE**

Use this to call your chickens back to the chicken coop. You get it when you buy your first chicken.



### **SHEEP HORN**

One blast on the Sheep Horn will summon your flock. Use it to gather your sheep and herd them back to the shed.



### **S. M. POTION**

The Sheep Miracle Potion will allow your sheep to raise a lamb as offspring. You can buy it at the livestock store.



### **FOOD SET**

Three meals a day will replenish a small portion of your stamina. Replenish your home supplies with this food set.



### **BEVERAGE SET**

Like the food set, the beverage set is everything you need to stock your home with nutritious drinks.



### **APPLE JUICE**

While expensive at 50G per glass, this honey-sweetened apple juice will jump start your tired muscles.



### **ORANGE JUICE**

Priced at 20G, orange juice is a quick pick-me-up for adding an extra surge of stamina to your day.



### **TODAY'S SPECIAL**

You can always count on the special of the day at the restaurant for a quick energy pickup.



### **CAKES**

Like orange juice, cakes are a quick and affordable energy source that will add a small boost to your stamina.

Help people whenever your asked and eventually you will get Super cool upgrades for some of you tools.

## LINKING AND TRADING

YOU CAN TRADE ANIMALS, SEEDS, AND PUZZLE PIECES WITH YOUR FRIENDS IF THEY HAVE HARVEST MOON® 2 GBC. YOU CAN ALSO COLLECT RARE FLOWERS, FISH AND BUGS BY TRADING FLOWER SEEDS WITH THE FISHERMAN IN NATSUME'S LEGEND OF THE RIVER KING 2 FOR GAME BOY! ALL YOU NEED IS A GAME BOY GAME LINK CABLE AND YOU'RE IN BUSINESS!



To trade between Harvest Moon® 2 GBC and Legend of the River King 2, you'll need two Game Boy systems, a Legend of the River King 2 game, a Harvest Moon® 2 GBC game and a Game Boy Game Link® cable.

Insert the Game Link® cable into the Game Boys before you turn on the power.

Go to the town library and select the computer ("Communicate") icon. The person playing Legend of the River King 2 will need to talk to the man in a village grocery store and select COMM to trade.

Trading is the easiest way to complete all the pages of the books in the library!

## FARMING TIPS

THERE IS NO ONE SPECIFIC WAY TO WIN AT HARVEST MOON. YOU CAN CREATE A FARM THAT SUITS YOUR INTERESTS AND, IF YOU'RE PRODUCTIVE AND PROFITABLE, YOU'LL FIND A HAPPY ENDING. STILL, THESE HELPFUL TIPS WILL SAVE TIME AND BOOST YOUR OUTPUT:



If you need cash and don't have crops or produce, try harvesting the berries and mushrooms in the Mountains.



Prioritize your work according to your profits: Harvest crops or fish until the buyer arrives, then cut wood or grass.



Your silo will only hold 999 servings of fodder. Any additional grass will be wasted, so save your time and energy.



To save money, buy one chicken and raise the rest from eggs. This will save you up to 3000G for crop seed and tools.

## MORE FARMING TIPS



If you're running out of food, sell your chickens before you sell your cows. Chickens eat as much as cows but cost less.



It might seem expensive, but buying the butter and the cheese maker will maximize your milk profit potential.



If you run out of energy but still have work to be done before midnight, revive your energy in the hot springs.



If you can't get around your livestock in the barn or coop, exit through the upper or lower door to reset the room.



# NOTES



# NOTES



# WARRANTY

Natsume Inc. warrants to the original purchaser of this Natsume product that this Pak is free from defects in materials and workmanship for a period of ninety (90) days from the date of purchase. This Natsume product is sold "as is" without expressed or implied warranty of any kind, and Natsume is not liable for any losses or damages of any kind resulting from the use of this product. If a defect covered by this warranty occurs during this 90-day warranty period, Natsume will repair or replace the game pak, at its option, free of charge. Send product postage paid, along with the dated proof of purchase, to the address shown below.

This warranty shall not be applicable and shall be void if the defect in the Natsume product arises through abuse, unreasonable use, mistreatment or neglect. THIS WARRANTY IS IN LIEU OF ALL OTHER WARRANTIES AND NO OTHER REPRESENTATIONS OR CLAIMS OF ANY NATURE SHALL BE BINDING ON OR OBLIGATE NATSUME. ANY IMPLIED WARRANTIES APPLICABLE TO THIS PRODUCT, INCLUDING WARRANTIES OF MERCHANTABILITY AND FITNESS FOR A PARTICULAR PURPOSE, ARE LIMITED TO THE NINETY (90) DAY PERIOD DESCRIBED ABOVE. IN NO EVENT WILL NATSUME BE LIABLE FOR ANY SPECIAL, INCIDENTAL OR CONSEQUENTIAL DAMAGES RESULTING FROM POSSESSION, USE OR MALFUNCTION OF THIS PRODUCT. Some states do not allow limitations as to how long an implied warranty lasts and/or exclusions of limitations of incidental or consequential damages, so the above limitations and/or exclusions of liability may not apply to you. This warranty gives you specific rights, and you may also have other rights which vary from state to state.

**NATSUME INC.**  
**1818 GILBRETH ROAD, SUITE 229**  
**BURLINGAME, CA 94010**  
**Phone: (650) 692-1941**

Please be sure to visit our home page at: [WWW.NATSUME.COM](http://WWW.NATSUME.COM)





*Serious Fun™*

**NATSUME®**

**NATSUME INC.  
1818 GILBRETH ROAD, SUITE 229  
BURLINGAME, CA. 94010**

**[www.natsume.com](http://www.natsume.com)**

PRINTED IN JAPAN